

**2023****Round 2 : March 24 & 25  
Sydney Motorsports Park****MICHELIN**

ASBK.COM.AU

**MICHELIN SUPERSPORT CHAMPIONSHIP****Race 1**Date: 25/03/23  
Event: R05  
Weather: Overcast - Temp: 22.3C  
Track: Dry - Temp: 29.9CStarted at: 15:51:44  
Laps: 11  
Starters: 26  
Posted at: 16:12**PROVISIONAL CLASSIFICATION**

Pos	No	Name	Machine	Laps	Race Time	Behind Leader	Behind Prev	Fastest Lap	On Lap	Top Speed
1	26	Sean CONDON (NSW) / Digbiz Earthworx / Dunlop / Shark Helmets / Alpinestars / Bikebiz / Motul	Yamaha YZF-R6	11	17:13.969			1:32.969	4	254
2	49	Jake FARNSWORTH (NSW) / Worth Race Developments / Kingsdene Automotive / YRD / Pirelli / Motul	Yamaha YZF-R6	11	17:15.022	1.053	1.053	1:33.277	3	258
3	44	Tom BRAMICH (VIC) / Apex / Elliot Bros / Carl Cox Motorsport / Nolan / Ricondi / Fusport	Yamaha YZF-R6	11	17:17.582	3.613	2.560	1:33.493	10	256
4	45	Olly SIMPSON (SA) / YRD / Yamaha Aust. / SBS Brakes / Kenma Aust. / Race Bike Services / AMX	Yamaha YZF-R6	11	17:20.481	6.512	2.899	1:33.835	4	259
5	3	Cameron DUNKER (NSW) / GTR Motostars / RS&C / Doctor Mak / YRD / Link / Pirelli / Motul / RK Chains	Yamaha YZF-R6	11	17:20.600	6.631	.119	1:33.789	7	260
6	85	Ty LYNCH (SA) / AMR M-sports / Unitech / Webb Plastics / YRD / Michelin / Caloundra M-c	Yamaha YZF-R6	11	17:21.939	7.970	1.339	1:33.577	9	255
7	1	John LYTRAS (QLD) / Caboolture Yamaha / Sol Invictus M-c / AGV / TCX / RK / Pirelli / Motul / BMC	Yamaha YZF-R6	11	17:22.512	8.543	.573	1:33.408	2	254
8	279	Hayden NELSON (NSW) / Taree M-c / Gow Moto / Global Factory Maintenance / Tanks2Go / PirelliMoto	Yamaha YZF-R6	11	17:22.729	8.760	.217	1:33.680	2	254
9	21	Tarbon WALKER (NSW) / TeamBWR / RBM Racing / Dunlop Aust. / RaceDNA / Race & Road / Ricondi	Yamaha YZF-R6	11	17:32.860	18.891	10.131	1:34.575	6	248
10	33	Jack FAVELLE (NSW) / Moto City / Favelle Enterprises	Honda CBR RR	11	17:33.893	19.924	1.033	1:34.781	8	254
11	86	Dallas SKEER (SA) / YRD / Penrite / Pirelli / Stef's Transport / Shoei / ATR / Baker Group	Yamaha YZF-R6	11	17:41.169	27.200	7.276	1:33.947	8	261
12	9	Glenn NELSON (QLD) / TeamBWR / RBM Racing / Dunlop Aust. / Race & Road / XXX Suspension	Yamaha YZF-R6	11	17:42.218	28.249	1.049	1:35.427	11	253
13	39	Scott NICHOLSON (VIC) / Traction Control M-sport / G. Williams M-c Engineering / Michelin / KYT	Yamaha YZF-R6	11	17:44.840	30.871	2.622	1:34.688	5	258
14	42	Jack PASSFIELD (NSW) / Stay Upright Rider Training / GASD Suspension / MCC Security / KYT Helmets	Yamaha YZF-R6	11	17:44.895	30.926	.055	1:34.168	11	258
15	121	Reece OUGHTRED (VIC) / Evolution Sports Group / Dynoverks / C&S Light Weight / MotoGC / LS2	Yamaha YZF-R6	11	17:45.983	32.014	1.088	1:35.425	8	260
16	72	Ben BAKER (NSW) / Avion / SCK / Designd / Sydney Dyno / Utech / Beta Tools	Yamaha YZF-R6	11	17:47.090	33.121	1.107	1:35.740	10	257
17	8	Hunter FORD (NSW) / Held Aust / Daytona Boots / Made In Germany / Sport Cycles Dyno Tune	Kawasaki ZX6	11	17:49.621	35.652	2.531	1:35.125	8	253

Chief Timekeeper - Scott Laing

Race Director - Tom Williams

**www.computime.com.au**  
**COMPUTIME RACE TIMING SYSTEMS PTY LTD**

**2023****Round 2 : March 24 & 25  
Sydney Motorsports Park**

ASBK.COM.AU

**MICHELIN SUPERSPORT CHAMPIONSHIP****Race 1**Date: 25/03/23  
Event: R05  
Weather: Overcast - Temp: 22.3C  
Track: Dry - Temp: 29.9CStarted at: 15:51:44  
Laps: 11  
Starters: 26  
Posted at: 16:12**PROVISIONAL CLASSIFICATION**

Pos	No	Name	Machine	Laps	Race Time	Behind Leader	Behind Prev	Fastest Lap	On Lap	Top Speed
18	66	Mitch SIMPSON (SA) / YRD / Yamaha Aust. / SBS Brakes / Kenma Aust. / Race Bike Services / AMX	Yamaha YZF-R6	11	17:50.871	36.902	1.250	1:36.125	8	255
19	88	Luke SANDERS (VIC) / Race Center / Peter Stevens / Snoop Media	Yamaha YZF-R6	11	17:56.436	42.467	5.565	1:35.929	4	258
20	220	Declan CARBERRY (SA) / JC Performance Motorcycle Service / Underground Designs / Webb Plastics	Suzuki GSXR	11	17:56.463	42.494	.027	1:35.677	7	257
21	5	Jake SENIOR (VIC) / Evolve interiors / Boyers / Luxe Hair Lab / YRD / Bolton MC	Yamaha YZF-R6	11	18:01.919	47.950	5.456	1:36.328	3	255
22	54	Brendan WILSON (VIC) / Stainless Steel Projects / Brad Signs / YRD	Yamaha YZF-R6	11	18:01.987	48.018	.068	1:36.947	8	249
23	4	Simone BOLDRINI (NSW) / TF Moto / BucciMotoAU / PZ Racing / Maselli Susp. / Sydney West Riders	Yamaha YZF-R6	11	18:05.834	51.865	3.847	1:37.437	2	247
DNF	10	Noel MAHON (VIC) / IRT M-sports / Ricondi / YRD / RS Pipe & Civil / Quinn Mechanical / Brad Signs	Yamaha YZF-R6	9	14:44.855	1 Lap		1:36.606	8	250
DNF	12	Luca DURNING (QLD) / The Dentists / Addicted to Track	Yamaha YZF-R6	1	1:44.219	9 Laps		1:44.219	1	248
DNF	20	Jonathan NAHLOUS (NSW) / Complete AV / Anderson Stands / Race Dynamics / Motoracer	Yamaha YZF-R6	0		10 Laps				96

Fastest Lap was 1:32.969 by Sean CONDON (NSW)

Current race lap record for SS class - 1:32.568 by Senna AGIUS on a Honda CBR RR set on 08/01/22

The results are provisional until the end of the time limit for protests and appeals.

  
Chief Timekeeper - Scott Laing  
Race Director - Tom Williams**www.computime.com.au**  
**COMPUTIME RACE TIMING SYSTEMS PTY LTD**

2023

# Round 2 : March 24 & 25

## Sydney Motorsports Park



### MICHELIN SUPERSPORT CHAMPIONSHIP

#### Race 1

Date: 25/03/23  
 Event: R05  
 Weather: Overcast - Temp: 22.3C  
 Track: Dry - Temp: 29.9C

Started at: 15:51:44  
 Laps: 11  
 Starters: 26  
 Posted at: 16:12

### PROVISIONAL LAP TIMES

No	Name	Lap 1	Lap 2	Lap 3	Lap 4	Lap 5	Lap 6	Lap 7	Lap 8	Lap 9	Lap 10	Lap 11
1	John LYTRAS (QLD)	1:40.435	<u>1:33.408</u>	1:33.890	1:34.069	1:34.577	1:34.716	1:34.496	1:34.029	1:34.701	1:34.067	1:34.124
3	Cameron DUNKER (NSW)	1:40.946	1:34.165	1:33.930	1:33.841	1:34.075	1:34.164	<u>1:33.789</u>	1:33.823	1:34.107	1:33.901	1:33.859
4	Simone BOLDRINI (NSW)	1:46.334	<u>1:37.437</u>	1:37.903	1:38.307	1:38.075	1:37.952	1:38.001	1:37.467	1:37.551	1:37.979	1:38.828
5	Jake SENIOR (VIC)	1:45.527	1:37.834	<u>1:36.328</u>	1:36.780	1:37.547	1:37.836	1:37.368	1:37.627	1:38.166	1:38.997	1:37.909
8	Hunter FORD (NSW)	1:47.399	1:37.350	1:37.167	1:35.971	1:36.276	1:36.492	1:35.693	<u>1:35.125</u>	1:35.908	1:35.625	1:36.615
9	Glenn NELSON (QLD)	1:42.688	1:35.550	1:35.532	1:35.723	1:35.981	1:36.055	1:35.916	1:36.718	1:36.661	1:35.967	<u>1:35.427</u>
10	Noel MAHON (VIC)	1:46.848	1:37.750	1:38.722	1:36.893	1:36.871	1:37.028	1:36.874	<u>1:36.606</u>	1:37.263		
12	Luca DURNING (QLD)	<u>1:44.219</u>										
21	Tarbon WALKER (NSW)	1:42.856	1:35.218	1:35.227	1:35.344	1:35.004	<u>1:34.575</u>	1:34.656	1:34.851	1:35.184	1:35.142	1:34.803
26	Sean CONDON (NSW)	1:39.275	1:33.816	1:33.252	<u>1:32.969</u>	1:33.404	1:33.350	1:33.225	1:33.310	1:33.710	1:33.853	1:33.805
33	Jack FAVELLE (NSW)	1:41.577	1:35.253	1:35.244	1:35.134	1:35.003	1:35.400	1:34.860	<u>1:34.781</u>	1:35.346	1:35.004	1:36.291
39	Scott NICHOLSON (VIC)	1:51.267	1:36.171	1:35.745	1:35.168	<u>1:34.688</u>	1:34.876	1:35.849	1:35.667	1:34.984	1:35.716	1:34.709
42	Jack PASSFIELD (NSW)	1:50.949	1:35.168	1:36.036	1:34.535	1:34.760	1:35.964	1:36.435	1:35.948	1:35.316	1:35.616	<u>1:34.168</u>
44	Tom BRAMICH (VIC)	1:40.031	1:33.632	1:33.869	1:33.620	1:33.757	1:33.592	1:33.666	1:34.306	1:33.704	<u>1:33.493</u>	1:33.912
45	Olly SIMPSON (SA)	1:39.077	1:33.899	1:35.406	<u>1:33.835</u>	1:34.116	1:33.860	1:33.862	1:33.839	1:34.353	1:33.952	1:34.282
49	Jake FARNSWORTH (NSW)	1:39.393	1:33.533	<u>1:33.277</u>	1:33.654	1:33.739	1:33.361	1:33.349	1:33.409	1:33.838	1:33.497	1:33.972
54	Brendan WILSON (VIC)	1:45.289	1:38.005	1:39.726	1:37.864	1:37.388	1:37.688	1:37.040	<u>1:36.947</u>	1:37.188	1:37.178	1:37.674
66	Mitch SIMPSON (SA)	1:44.491	1:37.591	1:36.396	1:37.045	1:36.750	1:36.364	1:36.128	<u>1:36.125</u>	1:36.298	1:36.530	1:37.153
72	Ben BAKER (NSW)	1:44.308	1:37.205	1:36.971	1:36.823	1:35.910	1:36.053	1:36.358	1:35.805	1:36.082	<u>1:35.740</u>	1:35.835
85	Ty LYNCH (SA)	1:40.484	1:33.817	1:33.870	1:34.019	1:34.670	1:34.577	1:34.374	1:34.055	<u>1:33.577</u>	1:34.371	1:34.125
86	Dallas SKEER (SA)	1:41.061	1:46.685	1:35.111	1:34.444	1:35.172	1:34.827	1:35.598	<u>1:33.947</u>	1:34.377	1:35.025	1:34.922
88	Luke SANDERS (VIC)	1:46.071	1:37.509	1:37.111	<u>1:35.929</u>	1:38.331	1:36.035	1:36.535	1:36.497	1:36.782	1:37.806	1:37.830
121	Reece OUGHTRED (VIC)	1:45.709	1:37.042	1:35.756	1:36.115	1:36.255	1:36.159	1:36.187	<u>1:35.425</u>	1:35.828	1:35.981	1:35.526
220	Declan CARBERRY (SA)	1:46.983	1:37.949	1:38.640	1:37.172	1:37.094	1:36.195	<u>1:35.677</u>	1:36.577	1:36.659	1:36.754	1:36.763
279	Hayden NELSON (NSW)	1:40.190	<u>1:33.680</u>	1:34.263	1:34.397	1:34.503	1:34.655	1:34.293	1:34.088	1:34.452	1:34.348	1:33.860

The results are provisional until the end of the time limit for protests and appeals.

  
 Chief Timekeeper - Scott Lailig

  
 Race Director - Tom Williams



[www.computime.com.au](http://www.computime.com.au)  
 COMPUTIME RACE TIMING SYSTEMS PTY LTD



2023

Round 2 : March 24 & 25  
Sydney Motorsports Park



MICHELIN



ASBK.COM.AU f t i y

MICHELIN SUPERSPORT CHAMPIONSHIP

Race 1

Date: 25/03/23  
Event: R05  
Weather: Overcast - Temp: 22.3C  
Track: Dry - Temp: 29.9C

Started at: 15:51:44  
Laps: 11  
Starters: 26  
Posted at: 16:12

PROVISIONAL SPLIT TIMES

Lap	Split 1	Split 2	Split 3	Lap Time	Spd	Lap	Split 1	Split 2	Split 3	Lap Time	Spd
<b>1 John LYTRAS (QLD) (7th)</b>						2	29.458	41.565	26.811	1:37.834	252
1	34.861	40.243	25.331	1:40.435	94	3	<b>29.090</b>	<b>41.439</b>	<b>25.799</b>	<b>1:36.328</b>	255
2	<b>28.233</b>	<b>40.105</b>	<b>25.070</b>	<b>1:33.408</b>	253	4	29.161	41.726	25.893	1:36.780	248
3	28.317	40.125	25.448	1:33.890	254	5	29.705	41.841	26.001	1:37.547	249
4	28.271	40.236	25.562	1:34.069	252	6	29.331	42.303	26.202	1:37.836	247
5	28.575	40.404	25.598	1:34.577	247	7	29.359	41.965	26.044	1:37.368	248
6	28.754	40.348	25.614	1:34.716	245	8	29.435	42.083	26.109	1:37.627	247
7	28.599	40.418	25.479	1:34.496	246	9	29.656	42.482	26.028	1:38.166	247
8	28.417	40.154	25.458	1:34.029	247	10	30.337	42.459	26.201	1:38.997	252
9	28.891	40.331	25.479	1:34.701	247	11	29.865	41.888	26.156	1:37.909	245
10	28.428	40.208	25.431	1:34.067	247	<b>8 Hunter FORD (NSW) (17th)</b>					
11	28.393	40.324	25.407	1:34.124	248	1	38.740	42.653	26.006	1:47.399	115
<b>3 Cameron DUNKER (NSW) (5th)</b>						2	29.327	41.652	26.371	1:37.350	249
1	35.200	40.556	25.190	1:40.946	89	3	29.254	41.729	26.184	1:37.167	252
2	28.898	40.124	<b>25.143</b>	1:34.165	258	4	28.669	41.659	25.643	1:35.971	250
3	28.359	40.176	25.395	1:33.930	255	5	28.764	41.589	25.923	1:36.276	250
4	28.419	<b>40.114</b>	25.308	1:33.841	254	6	29.239	41.391	25.862	1:36.492	253
5	28.445	40.395	25.235	1:34.075	259	7	28.790	41.084	25.819	1:35.693	247
6	28.508	40.297	25.359	1:34.164	260	8	<b>28.532</b>	<b>40.959</b>	<b>25.634</b>	<b>1:35.125</b>	247
7	28.351	40.191	25.247	<b>1:33.789</b>	260	9	28.793	41.354	25.761	1:35.908	249
8	<b>28.345</b>	40.191	25.287	1:33.823	254	10	28.696	41.055	25.874	1:35.625	253
9	28.594	40.316	25.197	1:34.107	254	11	28.636	41.671	26.308	1:36.615	241
10	28.382	40.210	25.309	1:33.901	253	<b>9 Glenn NELSON (QLD) (12th)</b>					
11	28.401	40.267	25.191	1:33.859	254	1	35.885	40.820	25.983	1:42.688	120
<b>4 Simone BOLDRINI (NSW) (23th)</b>						2	28.845	41.021	25.684	1:35.550	251
1	38.042	42.020	26.272	1:46.334	122	3	28.823	40.878	25.831	1:35.532	253
2	29.273	<b>41.689</b>	26.475	<b>1:37.437</b>	246	4	28.798	41.002	25.923	1:35.723	251
3	29.715	42.037	<b>26.151</b>	1:37.903	247	5	28.927	41.013	26.041	1:35.981	250
4	29.731	42.167	26.409	1:38.307	240	6	28.862	41.158	26.035	1:36.055	249
5	29.429	42.086	26.560	1:38.075	238	7	28.889	41.002	26.025	1:35.916	249
6	29.359	42.053	26.540	1:37.952	242	8	29.242	41.398	26.078	1:36.718	247
7	29.493	41.984	26.524	1:38.001	238	9	29.280	41.279	26.102	1:36.661	247
8	29.315	41.811	26.341	1:37.467	238	10	29.520	<b>40.802</b>	<b>25.645</b>	1:35.967	246
9	<b>29.183</b>	41.818	26.550	1:37.551	238	11	<b>28.575</b>	41.042	25.810	<b>1:35.427</b>	251
10	29.414	42.046	26.519	1:37.979	237	<b>10 Noel MAHON (VIC) (DNF)</b>					
11	29.825	42.302	26.701	1:38.828	237	1	38.136	42.592	26.120	1:46.848	118
<b>5 Jake SENIOR (VIC) (21th)</b>						2	<b>28.959</b>	41.935	26.856	1:37.750	248
1	37.745	41.821	25.961	1:45.527	115	3	29.588	42.430	26.704	1:38.722	245

*Scott Laing*  
Chief Timekeeper - Scott Laing

*Tom Williams*  
Race Director - Tom Williams



www.computime.com.au  
COMPUTIME RACE TIMING SYSTEMS PTY LTD



2023

Round 2 : March 24 & 25  
Sydney Motorsports Park



MICHELIN SUPERSPORT CHAMPIONSHIP

Race 1

Date: 25/03/23  
Event: R05  
Weather: Overcast - Temp: 22.3C  
Track: Dry - Temp: 29.9C

Started at: 15:51:44  
Laps: 11  
Starters: 26  
Posted at: 16:12

PROVISIONAL SPLIT TIMES

Lap	Split 1	Split 2	Split 3	Lap Time	Spd	Lap	Split 1	Split 2	Split 3	Lap Time	Spd
4	29.287	41.556	<b>26.050</b>	1:36.893	249	5	28.679	40.571	25.753	1:35.003	247
5	29.219	41.480	26.172	1:36.871	248	6	28.895	40.575	25.930	1:35.400	247
6	29.440	<b>41.238</b>	26.350	1:37.028	243	7	28.618	40.412	25.830	1:34.860	246
7	29.124	41.577	26.173	1:36.874	250	8	28.607	<b>40.378</b>	25.796	<b>1:34.781</b>	245
8	29.196	41.356	26.054	<b>1:36.606</b>	245	9	28.839	40.594	25.913	1:35.346	246
9	29.121	41.905	26.237	1:37.263	247	10	28.638	40.581	25.785	1:35.004	246
						11	29.887	40.497	25.907	1:36.291	246
<b>12 Luca DURNING (QLD) (DNF)</b>											
1	36.805	41.380	26.034	<b>1:44.219</b>	106						
<b>21 Tarbon WALKER (NSW) (9th)</b>						<b>39 Scott NICHOLSON (VIC) (13th)</b>					
1	36.153	40.734	25.969	1:42.856	110	1	44.138	41.293	25.836	1:51.267	100
2	28.808	40.528	25.882	1:35.218	248	2	29.186	40.709	26.276	1:36.171	254
3	28.529	40.459	26.239	1:35.227	242	3	28.985	40.642	26.118	1:35.745	254
4	28.868	40.509	25.967	1:35.344	239	4	29.091	40.534	25.543	1:35.168	257
5	28.751	40.454	25.799	1:35.004	242	5	28.674	40.570	<b>25.444</b>	<b>1:34.688</b>	256
6	28.583	<b>40.310</b>	<b>25.682</b>	<b>1:34.575</b>	242	6	28.720	40.681	25.475	1:34.876	255
7	28.594	40.329	25.733	1:34.656	242	7	28.899	41.250	25.700	1:35.849	258
8	28.514	40.449	25.888	1:34.851	242	8	28.774	41.335	25.558	1:35.667	255
9	28.591	40.702	25.891	1:35.184	244	9	<b>28.456</b>	40.828	25.700	1:34.984	257
10	<b>28.512</b>	40.643	25.987	1:35.142	242	10	29.443	40.650	25.623	1:35.716	253
11	28.578	40.339	25.886	1:34.803	239	11	28.696	<b>40.329</b>	25.684	1:34.709	252
<b>26 Sean CONDON (NSW) (1st)</b>						<b>42 Jack PASSFIELD (NSW) (14th)</b>					
1	34.041	39.873	25.361	1:39.275	26	1	43.062	41.702	26.185	1:50.949	55
2	28.534	40.178	<b>25.104</b>	1:33.816	246	2	28.559	<b>40.335</b>	26.274	1:35.168	235
3	28.484	39.357	25.411	1:33.252	254	3	28.542	41.524	25.970	1:36.036	241
4	<b>27.923</b>	<b>39.333</b>	25.713	<b>1:32.969</b>	249	4	28.523	40.568	25.444	1:34.535	249
5	28.173	39.731	25.500	1:33.404	246	5	28.823	40.492	25.445	1:34.760	258
6	28.328	39.543	25.479	1:33.350	246	6	28.825	41.277	25.862	1:35.964	250
7	28.105	39.660	25.460	1:33.225	246	7	29.126	41.393	25.916	1:36.435	254
8	28.279	39.490	25.541	1:33.310	246	8	28.923	41.472	25.553	1:35.948	252
9	28.320	39.871	25.519	1:33.710	245	9	28.684	40.849	25.783	1:35.316	253
10	28.451	39.746	25.656	1:33.853	246	10	28.885	41.182	25.549	1:35.616	248
11	28.300	39.879	25.626	1:33.805	246	11	<b>28.331</b>	40.458	<b>25.379</b>	<b>1:34.168</b>	251
<b>33 Jack FAVELLE (NSW) (10th)</b>						<b>44 Tom BRAMICH (VIC) (3rd)</b>					
1	35.338	40.747	25.492	1:41.577	100	1	34.208	40.382	25.441	1:40.031	84
2	29.034	40.529	<b>25.690</b>	1:35.253	254	2	28.379	39.911	25.342	1:33.632	254
3	<b>28.568</b>	40.779	25.897	1:35.244	247	3	28.408	39.971	25.490	1:33.869	256
4	28.630	40.682	25.822	1:35.134	247	4	28.321	<b>39.905</b>	25.394	1:33.620	254
						5	28.311	40.072	25.374	1:33.757	252
						6	<b>28.205</b>	40.047	25.340	1:33.592	253

*Scott Laing*  
Chief Timekeeper - Scott Laing

*Tom Williams*  
Race Director - Tom Williams



2023

Round 2 : March 24 & 25  
Sydney Motorsports Park



MICHELIN SUPERSPORT CHAMPIONSHIP

Race 1

Date: 25/03/23  
Event: R05  
Weather: Overcast - Temp: 22.3C  
Track: Dry - Temp: 29.9C

Started at: 15:51:44  
Laps: 11  
Starters: 26  
Posted at: 16:12

PROVISIONAL SPLIT TIMES

Lap	Split 1	Split 2	Split 3	Lap Time	Spd	Lap	Split 1	Split 2	Split 3	Lap Time	Spd
7	28.228	40.076	25.362	1:33.666	253	9	29.341	41.583	26.264	1:37.188	245
8	28.511	40.518	25.277	1:34.306	252	10	29.277	41.709	26.192	1:37.178	244
9	28.331	40.099	25.274	1:33.704	252	11	29.640	42.010	<b>26.024</b>	1:37.674	247
10	28.322	39.907	<b>25.264</b>	<b>1:33.493</b>	251						
11	28.260	40.275	25.377	1:33.912	252						
<b>45 Olly SIMPSON (SA) (4th)</b>						<b>66 Mitch SIMPSON (SA) (18th)</b>					
1	33.773	39.921	25.383	1:39.077	70	1	37.146	41.519	25.826	1:44.491	124
2	28.434	40.356	<b>25.109</b>	1:33.899	248	2	29.342	41.460	26.789	1:37.591	255
3	28.913	41.278	25.215	1:35.406	256	3	29.130	41.446	25.820	1:36.396	251
4	28.494	<b>39.950</b>	25.391	<b>1:33.835</b>	259	4	29.614	41.608	25.823	1:37.045	255
5	<b>28.273</b>	40.436	25.407	1:34.116	259	5	29.231	41.800	25.719	1:36.750	252
6	28.428	40.082	25.350	1:33.860	254	6	29.210	41.587	<b>25.567</b>	1:36.364	252
7	28.409	40.121	25.332	1:33.862	251	7	<b>28.887</b>	41.500	25.741	1:36.128	254
8	28.408	40.152	25.279	1:33.839	250	8	29.030	<b>41.354</b>	25.741	<b>1:36.125</b>	254
9	28.425	40.361	25.567	1:34.353	250	9	29.038	41.503	25.757	1:36.298	254
10	28.432	40.168	25.352	1:33.952	251	10	29.225	41.488	25.817	1:36.530	252
11	28.510	40.391	25.381	1:34.282	251	11	29.132	42.071	25.950	1:37.153	254
<b>49 Jake FARNSWORTH (NSW) (2nd)</b>						<b>72 Ben BAKER (NSW) (16th)</b>					
1	34.369	40.122	24.902	1:39.393	74	1	36.657	41.624	26.027	1:44.308	123
2	28.347	39.976	<b>25.210</b>	1:33.533	258	2	29.265	41.462	26.478	1:37.205	257
3	<b>28.135</b>	<b>39.706</b>	25.436	<b>1:33.277</b>	250	3	29.237	41.467	26.267	1:36.971	248
4	28.443	39.984	25.227	1:33.654	250	4	29.440	41.340	26.043	1:36.823	250
5	28.350	39.951	25.438	1:33.739	254	5	28.915	41.117	25.878	1:35.910	252
6	28.234	39.847	25.280	1:33.361	254	6	28.989	41.076	25.988	1:36.053	253
7	28.182	39.887	25.280	1:33.349	254	7	28.972	41.463	25.923	1:36.358	256
8	28.139	39.977	25.293	1:33.409	253	8	28.838	41.040	25.927	1:35.805	254
9	28.328	40.007	25.503	1:33.838	253	9	28.975	41.238	25.869	1:36.082	251
10	28.147	39.992	25.358	1:33.497	252	10	28.914	<b>41.003</b>	<b>25.823</b>	<b>1:35.740</b>	254
11	28.277	40.297	25.398	1:33.972	252	11	<b>28.772</b>	41.124	25.939	1:35.835	254
<b>54 Brendan WILSON (VIC) (22th)</b>						<b>85 Ty LYNCH (SA) (6th)</b>					
1	37.469	41.728	26.092	1:45.289	131	1	34.633	40.260	25.591	1:40.484	64
2	29.207	41.809	26.989	1:38.005	246	2	28.382	40.120	<b>25.315</b>	1:33.817	251
3	30.505	42.707	26.514	1:39.726	246	3	28.188	40.237	25.445	1:33.870	254
4	29.216	42.147	26.501	1:37.864	249	4	<b>28.087</b>	40.200	25.732	1:34.019	255
5	29.566	41.580	26.242	1:37.388	246	5	28.451	40.514	25.705	1:34.670	251
6	29.378	42.102	26.208	1:37.688	249	6	28.736	40.302	25.539	1:34.577	250
7	<b>29.098</b>	41.671	26.271	1:37.040	247	7	28.344	40.488	25.542	1:34.374	250
8	29.279	<b>41.526</b>	26.142	<b>1:36.947</b>	245	8	28.335	40.174	25.546	1:34.055	254
						9	28.220	<b>39.916</b>	25.441	<b>1:33.577</b>	249
						10	28.247	40.498	25.626	1:34.371	249

*Scott Laing*  
Chief Timekeeper - Scott Laing

*Tom Williams*  
Race Director - Tom Williams



2023

Round 2 : March 24 & 25  
Sydney Motorsports Park



MICHELIN SUPERSPORT CHAMPIONSHIP

Race 1

Date: 25/03/23  
Event: R05  
Weather: Overcast - Temp: 22.3C  
Track: Dry - Temp: 29.9C

Started at: 15:51:44  
Laps: 11  
Starters: 26  
Posted at: 16:12

PROVISIONAL SPLIT TIMES

Lap	Split 1	Split 2	Split 3	Lap Time	Spd	Lap	Split 1	Split 2	Split 3	Lap Time	Spd
11	28.360	40.189	25.576	1:34.125	247	6	29.133	41.164	25.862	1:36.159	251
<b>86 Dallas SKEER (SA) (11th)</b>						7	29.074	41.473	25.640	1:36.187	251
1	35.033	40.458	25.570	1:41.061	91	8	<b>28.608</b>	41.155	25.662	<b>1:35.425</b>	254
2	39.609	40.752	26.324	1:46.685	261	9	29.018	41.358	25.452	1:35.828	252
3	28.544	40.462	26.105	1:35.111	254	10	29.298	41.263	<b>25.420</b>	1:35.981	258
4	28.533	40.430	<b>25.481</b>	1:34.444	254	11	29.015	<b>40.485</b>	26.026	1:35.526	254
5	28.963	40.572	25.637	1:35.172	255	<b>220 Declan CARBERRY (SA) (20th)</b>					
6	28.764	40.403	25.660	1:34.827	256	1	38.525	42.452	26.006	1:46.983	133
7	29.060	41.024	25.514	1:35.598	257	2	30.117	41.430	26.402	1:37.949	251
8	<b>28.298</b>	<b>40.162</b>	25.487	<b>1:33.947</b>	248	3	29.479	42.509	26.652	1:38.640	252
9	28.450	40.382	25.545	1:34.377	251	4	29.397	41.616	26.159	1:37.172	257
10	28.933	40.462	25.630	1:35.025	252	5	29.247	41.560	26.287	1:37.094	254
11	28.517	40.669	25.736	1:34.922	249	6	29.111	41.057	26.027	1:36.195	252
<b>88 Luke SANDERS (VIC) (19th)</b>						7	<b>29.080</b>	<b>40.987</b>	<b>25.610</b>	<b>1:35.677</b>	251
1	38.615	41.673	25.783	1:46.071	104	8	29.237	41.404	25.936	1:36.577	254
2	30.729	<b>40.753</b>	26.027	1:37.509	256	9	29.463	41.379	25.817	1:36.659	250
3	30.248	41.107	25.756	1:37.111	257	10	29.325	41.393	26.036	1:36.754	250
4	<b>28.922</b>	41.293	25.714	<b>1:35.929</b>	252	11	29.347	41.659	25.757	1:36.763	251
5	31.145	41.220	25.966	1:38.331	258	<b>279 Hayden NELSON (NSW) (8th)</b>					
6	<b>28.922</b>	41.420	<b>25.693</b>	1:36.035	252	1	34.467	40.325	25.398	1:40.190	78
7	29.197	41.292	26.046	1:36.535	254	2	28.313	<b>40.085</b>	<b>25.282</b>	<b>1:33.680</b>	252
8	29.323	41.232	25.942	1:36.497	250	3	28.506	40.133	25.624	1:34.263	251
9	29.340	41.369	26.073	1:36.782	246	4	28.911	40.100	25.386	1:34.397	248
10	29.546	41.963	26.297	1:37.806	248	5	28.473	40.496	25.534	1:34.503	253
11	29.568	41.905	26.357	1:37.830	246	6	28.796	40.340	25.519	1:34.655	253
<b>121 Reece OUGHTRED (VIC) (15th)</b>						7	28.379	40.556	25.358	1:34.293	250
1	38.317	41.760	25.632	1:45.709	117	8	28.461	40.235	25.392	1:34.088	254
2	29.364	40.859	26.819	1:37.042	260	9	28.510	40.494	25.448	1:34.452	250
3	28.729	41.387	25.640	1:35.756	254	10	28.484	40.456	25.408	1:34.348	249
4	28.974	41.316	25.825	1:36.115	259	11	<b>28.243</b>	40.236	25.381	1:33.860	247
5	29.026	41.286	25.943	1:36.255	252						

The results are provisional until the end of the time limit for protests and appeals.

*Scott Laing*  
Chief Timekeeper - Scott Laing

*Tom Williams*  
Race Director - Tom Williams



2023

Round 2 : March 24 & 25  
Sydney Motorsports Park



ASBK.COM.AU f t i y

MICHELIN SUPERSPORT CHAMPIONSHIP

Race 1

Started at: 15:51:44

Laps: 11

Starters: 26

Posted at: 16:12

Date: 25/03/23  
Event: R05  
Weather: Overcast - Temp: 22.3C  
Track: Dry - Temp: 29.9C

PROVISIONAL FASTEST LAPS SEQUENCE

Lap	Race Pos	No	Name	Machine	Fastest Lap	On Lap
1	1	45	Oilly SIMPSON (SA)	Yamaha YZF-R6	1:39.077	1
2	1	49	Jake FARNSWORTH (NSW)	Yamaha YZF-R6	1:33.533	2
2	5	1	John LYTRAS (QLD)	Yamaha YZF-R6	1:33.408	2
3	1	49	Jake FARNSWORTH (NSW)	Yamaha YZF-R6	1:33.277	3
3	2	26	Sean CONDON (NSW)	Yamaha YZF-R6	1:33.252	3
4	1	26	Sean CONDON (NSW)	Yamaha YZF-R6	1:32.969	4

The results are provisional until the end of the time limit for protests and appeals.

Chief Timekeeper - Scott Laing

Race Director - Tom Williams



www.computime.com.au  
COMPUTIME RACE TIMING SYSTEMS PTY LTD





2023

Round 2 : March 24 & 25

Sydney Motorsports Park



MICHELIN



ASBK.COM.AU f t i y

MICHELIN SUPERSPORT CHAMPIONSHIP

Race 1

Date: 25/03/23
Event: R05
Weather: Overcast - Temp: 22.3C
Track: Dry - Temp: 29.9C

Started at: 15:51:44
Laps: 11
Starters: 26
Posted at: 16:12

PROVISIONAL LAP SHEET

Table with columns: No, Lap Time, Gap. Rows are grouped by Lap (Lap 1 to Lap 7) and contain rider numbers and their respective times and gaps.

Handwritten signature of Scott Laing

Chief Timekeeper - Scott Laing

Handwritten signature of Tom Williams

Race Director - Tom Williams



www.computime.com.au
COMPUTIME RACE TIMING SYSTEMS PTY LTD



2023

Round 2 : March 24 & 25  
Sydney Motorsports Park



MICHELIN



ASBK.COM.AU f t i y

MICHELIN SUPERSPORT CHAMPIONSHIP

Race 1

Date: 25/03/23  
Event: R05  
Weather: Overcast - Temp: 22.3C  
Track: Dry - Temp: 29.9C

Started at: 15:51:44  
Laps: 11  
Starters: 26  
Posted at: 16:12

PROVISIONAL LAP SHEET

No	Lap Time	Gap	No	Lap Time	Gap	No	Lap Time	Gap	No	Lap Time	Gap	
49	1:33.349	1.015	279	1:34.088	7.468	121	1:35.828	28.165	220	1:36.754	39.536	
44	1:33.666	2.876	33	1:34.781	14.651	42	1:35.316	28.800	5	1:38.997	43.846	
45	1:33.862	4.764	21	1:34.851	15.130	72	1:36.082	29.204	54	1:37.178	44.149	
3	1:33.789	5.619	9	1:36.718	21.562	66	1:36.298	30.877	4	1:37.979	46.842	
1	1:34.496	6.300	86	1:33.947	24.244	8	1:35.908	31.070	<b>Lap 11</b>			
85	1:34.374	6.520	121	1:35.425	26.047	88	1:36.782	34.489	26	1:33.805		
279	1:34.293	6.690	39	1:35.667	26.830	220	1:36.659	36.635	49	1:33.972	1.053	
33	1:34.860	13.180	72	1:35.805	26.832	10	1:37.263	38.544	44	1:33.912	3.613	
21	1:34.656	13.589	42	1:35.948	27.194	5	1:38.166	38.702	45	1:34.282	6.512	
9	1:35.916	18.154	66	1:36.125	28.289	54	1:37.188	40.824	3	1:33.859	6.631	
86	1:35.598	23.607	8	1:35.125	28.872	4	1:37.551	42.716	85	1:34.125	7.970	
121	1:36.187	23.932	88	1:36.497	31.417	<b>Lap 10</b>						
72	1:36.358	24.337	220	1:36.577	33.686	26	1:33.853		1	1:34.124	8.543	
39	1:35.849	24.473	5	1:37.627	34.246	49	1:33.497	.886	279	1:33.860	8.760	
42	1:36.435	24.556	10	1:36.606	34.991	44	1:33.493	3.506	21	1:34.803	18.891	
66	1:36.128	25.474	54	1:36.947	37.346	45	1:33.952	6.035	33	1:36.291	19.924	
8	1:35.693	27.057	4	1:37.467	38.875	3	1:33.901	6.577	86	1:34.922	27.200	
88	1:36.535	28.230	<b>Lap 9</b>				85	1:34.371	7.650	9	1:35.427	28.249
5	1:37.368	29.929	26	1:33.710		1	1:34.067	8.224	39	1:34.709	30.871	
220	1:35.677	30.419	49	1:33.838	1.242	85	1:34.371	7.650	42	1:34.168	30.926	
10	1:36.874	31.695	44	1:33.704	3.866	1	1:34.067	8.224	121	1:35.526	32.014	
54	1:37.040	33.709	45	1:34.353	5.936	279	1:34.348	8.705	72	1:35.835	33.121	
4	1:38.001	34.718	3	1:34.107	6.529	33	1:35.004	17.438	8	1:36.615	35.652	
<b>Lap 8</b>			85	1:33.577	7.132	21	1:35.142	17.893	66	1:37.153	36.902	
26	1:33.310		1	1:34.701	8.010	86	1:35.025	26.083	88	1:37.830	42.467	
49	1:33.409	1.114	279	1:34.452	8.210	9	1:35.967	26.627	220	1:36.763	42.494	
44	1:34.306	3.872	33	1:35.346	16.287	39	1:35.716	29.967	5	1:37.909	47.950	
45	1:33.839	5.293	21	1:35.184	16.604	121	1:35.981	30.293	54	1:37.674	48.018	
3	1:33.823	6.132	9	1:36.661	24.513	42	1:35.616	30.563	4	1:38.828	51.865	
1	1:34.029	7.019	86	1:34.377	24.911	72	1:35.740	31.091				
85	1:34.055	7.265	39	1:34.984	28.104	8	1:35.625	32.842				
						66	1:36.530	33.554				
						88	1:37.806	38.442				

The results are provisional until the end of the time limit for protests and appeals.

*Scott Laing*  
Chief Timekeeper - Scott Laing

*Tom Williams*  
Race Director - Tom Williams



www.computime.com.au  
COMPUTIME RACE TIMING SYSTEMS PTY LTD



2023

Round 2 : March 24 & 25  
Sydney Motorsports Park



ASBK.COM.AU f t i y

MICHELIN SUPERSPORT CHAMPIONSHIP

Race 1

Date: 25/03/23  
Event: R05  
Weather: Overcast - Temp: 22.3C  
Track: Dry - Temp: 29.9C

Started at: 15:51:44  
Laps: 11  
Starters: 26  
Posted at: 16:12

PROVISIONAL LAP CHART

Name	Grid	1	2	3	4	5	6	7	8	9	10	11	Name
S. CONDON	26	45	40	10	20	20	20	20	20	20	20	26	S. CONDON
J. PASSFIELD	42	26	45	26	49	49	49	49	49	49	49	49	J. FARNSWORTH
T. LYNCH	85	49	26	44	44	44	44	44	44	44	44	44	T. BRAMICH
O. SIMPSON	45	44	44	1	1	45	45	45	45	45	45	45	O. SIMPSON
J. FARNSWORTH	49	279	1	279	85	1	1	3	3	3	3	3	C. DUNKER
H. NELSON	279	1	279	85	45	85	3	1	1	85	85	85	T. LYNCH
T. BRAMICH	44	85	85	45	279	3	85	85	85	1	1	1	J. LYTRAS
C. DUNKER	3	3	3	3	3	279	279	279	279	279	279	279	H. NELSON
D. SKEER	86	86	33	33	33	33	33	33	33	33	33	21	T. WALKER
J. LYTRAS	1	33	21	21	21	21	21	21	21	21	21	33	J. FAVELLE
J. NAHLOUS	20	9	9	9	9	9	9	9	9	9	86	86	D. SKEER
S. NICHOLSON	39	21	72	66	121	121	121	86	86	86	9	9	G. NELSON
J. FAVELLE	33	12	66	72	72	72	72	121	121	39	39	39	S. NICHOLSON
L. SANDERS	88	72	121	121	66	42	86	72	39	121	121	42	J. PASSFIELD
L. DURNING	12	66	54	5	5	66	42	39	72	42	42	121	R. OUGHTRED
T. WALKER	21	54	5	88	88	86	39	42	42	72	72	72	B. BAKER
R. OUGHTRED	121	5	88	4	42	39	66	66	66	66	8	8	H. FORD
H. FORD	8	121	4	8	86	5	8	8	8	8	66	66	M. SIMPSON
G. NELSON	9	88	10	42	8	8	88	88	88	88	88	88	L. SANDERS
B. BAKER	72	4	8	86	39	88	5	5	220	220	220	220	D. CARBERRY
N. MAHON	10	10	220	54	4	10	220	220	5	10	5	5	J. SENIOR
J. SENIOR	5	220	42	39	10	220	10	10	10	5	54	54	B. WILSON
M. SIMPSON	66	8	39	10	220	4	54	54	54	54	4	4	S. BOLDRINI
S. BOLDRINI	4	42	86	220	54	54	4	4	4	4	4	4	
D. CARBERRY	220	39											
B. WILSON	54												

The results are provisional until the end of the time limit for protests and appeals.

*Scott Laing*  
Chief Timekeeper - Scott Laing

*Tom Williams*  
Race Director - Tom Williams



www.computime.com.au  
COMPUTIME RACE TIMING SYSTEMS PTY LTD



**2023****Round 2 : March 24 & 25  
Sydney Motorsports Park****MICHELIN**

ASBK.COM.AU f t i y

**MICHELIN SUPERSPORT CHAMPIONSHIP****Race 1**


Date: 25/03/23  
 Event: R05  
 Weather: Overcast - Temp: 22.3C  
 Track: Dry - Temp: 29.9C

Started at: 15:51:44  
 Laps: 11  
 Starters: 26  
 Posted at: 16:12


**PROVISIONAL BEST PARTIAL TIMES**

Pos	Split 1		Split 2		Split 3		LAP		Ideal	Fastest
	Name	Time	Name	Time	Name	Time	Name			
1	S. CONDON	27.923	S. CONDON	39.333	J. LYTRAS	25.070	<b>S. CONDON</b>	<b>1:32.360</b>	1:32.969	
2	T. LYNCH	28.087	J. FARNSWORTH	39.706	S. CONDON	25.104	<b>J. FARNSWO</b>	<b>1:33.051</b>	1:33.277	
3	J. FARNSWORTH	28.135	T. BRAMICH	39.905	O. SIMPSON	25.109	<b>T. LYNCH</b>	<b>1:33.318</b>	1:33.577	
4	T. BRAMICH	28.205	T. LYNCH	39.916	C. DUNKER	25.143	<b>O. SIMPSON</b>	<b>1:33.332</b>	1:33.835	
5	J. LYTRAS	28.233	O. SIMPSON	39.950	J. FARNSWORTH	25.210	<b>T. BRAMICH</b>	<b>1:33.374</b>	1:33.493	
6	H. NELSON	28.243	H. NELSON	40.085	T. BRAMICH	25.264	<b>J. LYTRAS</b>	<b>1:33.408</b>	<b>1:33.408</b>	
7	O. SIMPSON	28.273	J. LYTRAS	40.105	H. NELSON	25.282	<b>C. DUNKER</b>	<b>1:33.602</b>	1:33.789	
8	D. SKEER	28.298	C. DUNKER	40.114	T. LYNCH	25.315	<b>H. NELSON</b>	<b>1:33.610</b>	1:33.680	
9	J. PASSFIELD	28.331	D. SKEER	40.162	J. PASSFIELD	25.379	<b>D. SKEER</b>	<b>1:33.941</b>	1:33.947	
10	C. DUNKER	28.345	T. WALKER	40.310	R. OUGHTRED	25.420	<b>J. PASSFIELD</b>	<b>1:34.045</b>	1:34.168	
11	S. NICHOLSON	28.456	S. NICHOLSON	40.329	S. NICHOLSON	25.444	<b>S. NICHOLSO</b>	<b>1:34.229</b>	1:34.688	
12	T. WALKER	28.512	J. PASSFIELD	40.335	D. SKEER	25.481	<b>T. WALKER</b>	<b>1:34.504</b>	1:34.575	
13	H. FORD	28.532	J. FAVELLE	40.378	M. SIMPSON	25.567	<b>R. OUGHTRE</b>	<b>1:34.513</b>	1:35.425	
14	J. FAVELLE	28.568	R. OUGHTRED	40.485	D. CARBERRY	25.610	<b>J. FAVELLE</b>	<b>1:34.636</b>	1:34.781	
15	G. NELSON	28.575	L. SANDERS	40.753	H. FORD	25.634	<b>G. NELSON</b>	<b>1:35.022</b>	1:35.427	
16	R. OUGHTRED	28.608	G. NELSON	40.802	G. NELSON	25.645	<b>H. FORD</b>	<b>1:35.125</b>	<b>1:35.125</b>	
17	B. BAKER	28.772	H. FORD	40.959	T. WALKER	25.682	<b>L. SANDERS</b>	<b>1:35.368</b>	1:35.929	
18	M. SIMPSON	28.887	D. CARBERRY	40.987	J. FAVELLE	25.690	<b>B. BAKER</b>	<b>1:35.598</b>	1:35.740	
19	L. SANDERS	28.922	B. BAKER	41.003	L. SANDERS	25.693	<b>D. CARBERR</b>	<b>1:35.677</b>	<b>1:35.677</b>	
20	N. MAHON	28.959	N. MAHON	41.238	J. SENIOR	25.799	<b>M. SIMPSON</b>	<b>1:35.808</b>	1:36.125	
21	D. CARBERRY	29.080	M. SIMPSON	41.354	B. BAKER	25.823	<b>N. MAHON</b>	<b>1:36.247</b>	1:36.606	
22	J. SENIOR	29.090	J. SENIOR	41.439	B. WILSON	26.024	<b>J. SENIOR</b>	<b>1:36.328</b>	<b>1:36.328</b>	
23	B. WILSON	29.098	B. WILSON	41.526	N. MAHON	26.050	<b>B. WILSON</b>	<b>1:36.648</b>	1:36.947	
24	S. BOLDRINI	29.183	S. BOLDRINI	41.689	S. BOLDRINI	26.151	<b>S. BOLDRINI</b>	<b>1:37.023</b>	1:37.437	

The results are provisional until the end of the time limit for protests and appeals.



Chief Timekeeper - Scott Laing



Race Director - Tom Williams



[www.computime.com.au](http://www.computime.com.au)  
**COMPUTIME RACE TIMING SYSTEMS PTY LTD**



**2023****Round 2 : March 24 & 25  
Sydney Motorsports Park**


ASBK.COM.AU f t i y

**AUSTRALIAN SUPERSPORT CHAMPIONSHIP  
PROVISIONAL PROGRESSIVE ROUND POINTS**
**AUSTRALIAN SUPERSPORT CHAMPIONSHIP**

Pos	No	Name	Machine	Rnd 2 Pole	Rnd 2 Race 1	Total
1	26	Sean CONDON	Yamaha	1	25	26
2	49	Jake FARNSWORTH	Yamaha		20	20
3	44	Tom BRAMICH	Yamaha		18	18
4	45	Olly SIMPSON	Yamaha		17	17
5	3	Cameron DUNKER	Yamaha		16	16
6	85	Ty LYNCH	Yamaha		15	15
7	1	John LYTRAS	Yamaha		14	14
8	279	Hayden NELSON	Yamaha		13	13
9	21	Tarbo WALKER	Yamaha		12	12
10	33	Jack FAVELLE	Honda		11	11
11	86	Dallas SKEER	Yamaha		10	10
12	9	Glenn NELSON	Yamaha		9	9
13	39	Scott NICHOLSON	Yamaha		8	8
14	42	Jack PASSFIELD	Yamaha		7	7
15	121	Reece OUGHTRED	Yamaha		6	6
16	72	Ben BAKER	Yamaha		5	5
17	8	Hunter FORD	Kawasaki		4	4
18	66	Mitch SIMPSON	Yamaha		3	3
19	88	Luke SANDERS	Yamaha		2	2
20	220	Declan CARBERRY	Suzuki		1	1



Chief Timekeeper - Scott Laing



Race Director - Tom Williams



[www.computime.com.au](http://www.computime.com.au)  
COMPUTIME RACE TIMING SYSTEMS PTY LTD



**2023****Round 2 : March 24 & 25  
Sydney Motorsports Park**

ASBK.COM.AU

**AUSTRALIAN SUPERSPORT CHAMPIONSHIP  
PROVISIONAL PROGRESSIVE CHAMPIONSHIP POINTS****AUSTRALIAN SUPERSPORT CHAMPIONSHIP**

Pos	No	Name	Machine	Rnd 1 WBSK	Rnd 2 Pole	Rnd 2 Race 1	Total
1	85	Ty LYNCH	Yamaha	54		15	69
2	1	John LYTRAS	Yamaha	46		14	60
3	45	Olly SIMPSON	Yamaha	37		17	54
4	42	Jack PASSFIELD	Yamaha	47		7	54
5	29	Harrison VOIGHT	Yamaha	51			51
6	44	Tom BRAMICH	Yamaha	32		18	50
7	49	Jake FARNSWORTH	Yamaha	29		20	49
8	26	Sean CONDON	Yamaha	15	1	25	41
9	86	Dallas SKEER	Yamaha	28		10	38
10	3	Cameron DUNKER	Yamaha	22		16	38
11	279	Hayden NELSON	Yamaha	25		13	38
12	21	Tarbon WALKER	Yamaha	21		12	33
13	39	Scott NICHOLSON	Yamaha	24		8	32
14	33	Jack FAVELLE	Honda	21		11	32
15	66	Mitch SIMPSON	Yamaha	29		3	32
16	88	Luke SANDERS	Yamaha	29		2	31
17	72	Ben BAKER	Yamaha	25		5	30
18	9	Glenn NELSON	Yamaha	19		9	28
19	220	Declan CARBERRY	Suzuki	26		1	27
20	121	Reece OUGHTRED	Yamaha	13		6	19
21	8	Hunter FORD	Kawasaki	11		4	15
22	5	Jake SENIOR	Yamaha	15			15
23	54	Brendan WILSON	Yamaha	12			12
24	12	Luca DURNING	Yamaha	11			11
25	10	Noel MAHON	Yamaha	1			1

  
.....  
Chief Timekeeper - Scott Laing  
.....  
Race Director - Tom Williams**www.computime.com.au  
COMPUTIME RACE TIMING SYSTEMS PTY LTD**

2023

Round 2 : March 24 & 25  
Sydney Motorsports Park



ASBK.COM.AU f t i y

MICHELIN SUPERSPORT CHAMPIONSHIP  
Race 1

Date: 25/03/23  
Event: R05  
Weather: Overcast - Temp: 22.3C  
Track: Dry - Temp: 29.9C

Started at: 15:51:44  
Laps: 11  
Starters: 26  
Posted at: 16:12

PROVISIONAL RACE INFORMATION

Time	Description
15:40:02	Pit exit open - Sighting lap started
15:43:03	Pit exit closed - Bikes on grid
15:49:05	WARM UP LAP STARTED
15:51:44	Event Start
15:52:31	Rider 20 (Jonathan NAHLOUS) CRASHED TURN 2 - RIDER UP
15:53:01	Rider 20 (Jonathan NAHLOUS) CRASHED TURN 2 - RIDER UP - RESUMED
15:55:01	NO JUMP STARTS
15:55:23	Rider 12 (Luca DURNING) CRASHED TURN 16 - RIDER UP
16:07:23	Rider 10 (Noel MAHON) STOPPED TURN 2 - MECHANICAL
16:08:58	Chequered Flag
16:10:27	Event Finish

The results are provisional until the end of the time limit for protests and appeals.

.....  
Chief Timekeeper - Scott Laing

.....  
Race Director - Tom Williams



www.computime.com.au  
COMPUTIME RACE TIMING SYSTEMS PTY LTD

